




## Available Shapes & Sizes

- 3" x 5"
- 5" x 7"
- 6" x 6"
- 8" x 10"
- 12" x 14"
- 4" Round
- 6" Round
- 8" Round
- Petites - Hex  
  
- Petites - Circle  
  



Size	Item No.	*Master Carton Count	*Inner Carton Count	*Inner Carton Weight	*Master Carton Weight
3" x 5"	10808	40	10/inner	2.1 lbs	8.25 lbs
5" x 7"	10810	20	N/A	N/A	9.75 lbs
6" x 6"	10800	20	N/A	N/A	10.625 lbs
8" x 10"	10802	13	N/A	N/A	16.17 lbs
12" x 14"	10804	5	N/A	N/A	13.31 lbs
4" Round	10806-4	20	N/A	N/A	4.25 lbs
6" Round	10806-6	20	N/A	N/A	9 lbs
8" Round	10806-8	12	N/A	N/A	9.9 lbs
Petites - Hex	10812-HEX	10	N/A	N/A	3.125 lbs
Petites - Circle	10812-CIR	10	N/A	N/A	3.125 lbs

\* Counts and weights are subject to change



## MonoPrinting Gel Plates

UNIQUE DESIGNS  
EVERY TIME!

Superior  
Quality Gel  
Printing Plate

EASY to use  
and clean

Sensitive  
surface to  
capture more  
texture and  
details

Gel Press™ plates are *NOT* "gelatin". They are way better!

With Gel Press™ plates, you get all of the benefits of 'gelatin' printing - but none of the downsides! Gel Press is super durable and reusable because, unlike 'homemade' gel - Gel Press plates can be stored at room temperature. And it's easy to clean! It's printmaking without the mess!

The ultra-sensitive surface requires just a small amount of paint and then 'grabs' the tiniest details; such as the veins of a leaf or the delicate wisps of feathers and 'holds' them in the gel.

Press your paper on the gel plate - lift the print and Voila! Creating a masterpiece is easy. There are virtually no mistakes to be made with Gel Press.

Original prints happen every time with Gel Press™! Let your imagination run free with our monoprinting plate. Explore the endless textures, shapes and layers that can be applied to the Gel Press gel printing plate for awesome results every time!

For additional information on Gel Press, please contact:



**Email:** sales@xpressgraphx.com.au

**Web:** www.xpressgraphx.com.au

**Phone:** 03 9585 4455

**Fax:** 03 9585 4453

GEL PRESS™  
www.gelpress.com  
Visit our website to learn more about our monoprinting system.

GelPress is a brand of PolyGel  
Manufactured for PolyGel

Conforms to ASTM D4236

**NON-TOXIC**  
Gel made in USA  
Fabricated in Taiwan



Gel made in the USA  
**LATEX-FREE / NON-TOXIC**

ENDLESS

POSSIBILITIES

Easy to Use



- Step 1. Remove clear film and apply paint to the exposed gel plate.
- Step 2. Roll paint on as a thin layer with brayer.
- Step 3. Create designs by pressing textured objects into wet paint.
- Step 4. Lay paper (not glossy) onto painted surface.
- Step 5. Gently rub paper with hands to create a transfer image onto the paper.
- Step 6. Pull paper from printing plate to reveal your masterpiece!

## Unique Designs - Every Time!

What You Can Make....




Unique Gift Bags

Gift tags  
Fabric designs  
Brighten boring lampshades  
Refresh outdated furniture  
...and so much more



Personalized Note Cards



...The List is Endless!!!



Scrapbook &  
Journaling Pages



Recipe Cards



Fabric Designs

Printing Tips

- Acrylic based paint is recommended, but you can also use oil paint or fabric paint and some water soluble inks.
- SOOOO many things can be used to create textures. Use your imagination! Foam stamps, stencils, plastic or bubble wrap, leaves, twine ... the list is endless.
- Soft tipped tools are the best. Make sure not to use things with sharp edges or pointy tips so you don't gauge the gel.



Create Textures Using Simple Every Day Items



Easy Clean Up

- **Acrylic Paint:** Wash plate with mild soap and water. Pat dry with clean paper towel.
- **Oil Paint:** Wipe surface clean with baby oil followed by mild soap and water. Pat dry with clean paper towel.
- **Gel Hand Sanitizer:** Can be used to remove paint residue as well. Rub onto gel plate and wipe clean.
- **Baby Wipes:** Are also a quick efficient way to clean the gel plates. Wipe surface clean with baby wipes. Pat dry with clean paper towel.
- **Tough Stains:** If the gel does get stained, it will not affect the quality of future prints. However, to remove tough stains from the gel, follow the instructions above for cleaning Oil Paint.



Each plate comes packed in its own container for easy, safe storage.