


Talens Art Creation Beton paste is an opaque paste suitable for various grounds, such as wood, ceramics, stone, glass, polystyrene foam, cardboard and canvas. Beton paste is more a paste than a paint and is only suitable for indoor use. For decorations on grounds, you can also use Beton paste in combination with stencils or masks.




Deep taupe 4024




Light grey 7507



Pebble grey 7508



Light slate 7511



Dark slate 7510

There are **5 different** beton tints available in **2 sizes**, namely **100 ml** and **250 ml**.

Whether you are a professional artist, creative hobbyist or do-it-yourself enthusiast, experienced or inexperienced, Talens Art Creation offers you excellent products to stimulate your creativity.

But the essential ingredient is joy.



BETON PASTE



For the artist in you.

Create something special!

Talens Art Creation Beton paste creates the rough look and feel of concrete. The sober industrial look of the concrete very much suits today's interiors. You can use Talens Art Creation Beton paste to give your plant pots, dishes and even your walls a rough look in an instant. In this way, you can restyle your interior or give various objects in your house a new life or look.



With its 120 years of experience in Fine Art, Royal Talens guarantees you quality. The expertise gained in this period has been used to develop a creative range for Talens Art Creation. This range consists of paint for Glass & Porcelain, Metallic paint, Textile paint, Vintage chalk paint and many more materials.




The opaque Beton paste is very simple to use. It is not necessary to first apply an undercoat or primer, which also goes for sanding the ground. Stir the paste well before use. For a rougher finish use a palette knife, and for a smoother result use a brush or sponge. Clean your tools afterwards with warm water. Leave the Beton paste to dry for at least 2 hours. It will completely harden after approx. 24 hours.



You can restyle your interior or give various objects in your house a new life or look; from candle holders and vases to natural materials or even parts of your wall. Find out yourself how easy it is to use. Dare to try and surprise yourself.



On our social media channels you can find extensive information and ideas to help you on your way. You can find step-by-step plans, information on colour, different techniques, etc.

ROYAL  TALENS
P.O. Box 4, Apeldoorn, NL
www.royaltalens.com



@royaltalens
#TalensArtCreation
#ForTheArtistInYou

For the artist in you.

